



CLAU



CLAU design Inspired by the McLaren sports car key.

- 2 sizes for different wattage from 50W to 150W
- Super luminaire efficiency up to 150 lm/w
- High light efficiency and perfect light distribution
- Economical

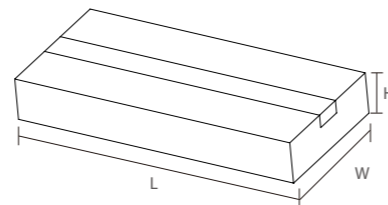


Technical information

Parameter	Technical data	Parameter	Technical data
Lifetime	Up to 100,000hrs LM70,Ta 25 C	Driver isolation	Class I or Class II
Wattags	20~150W	Control dimming	DALI / 1-10V / Timing / PWM
Light efficacy	Up to 160lm/W	Operating temperature	-35°C~50°C / 10% ~ 95% (humidity)
CRI	≥ 70 or ≥ 80	Body parts material	ADC12 (standard) / LM6 (option)
Color temperature	3000K, 4000K, Amber color	Optic	PC (standard) / PMMA (option)
Operation voltage	AC 90-305V or AC 220-240V	Screen	Flat tempered glass 5mm thickness
Frequency	50 / 60Hz	Gasket	Silicone
Power factor	≥0.95 cos	Color stability	3 or 5 MacAdam steps

Packing Information

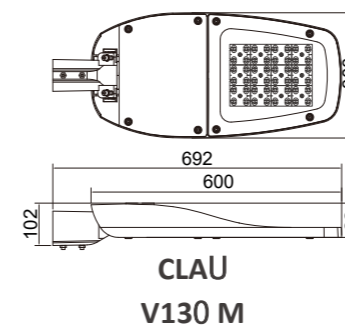
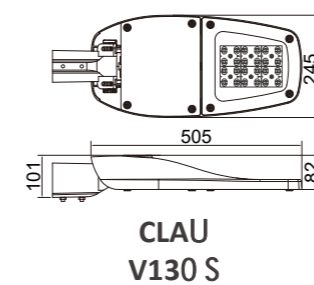
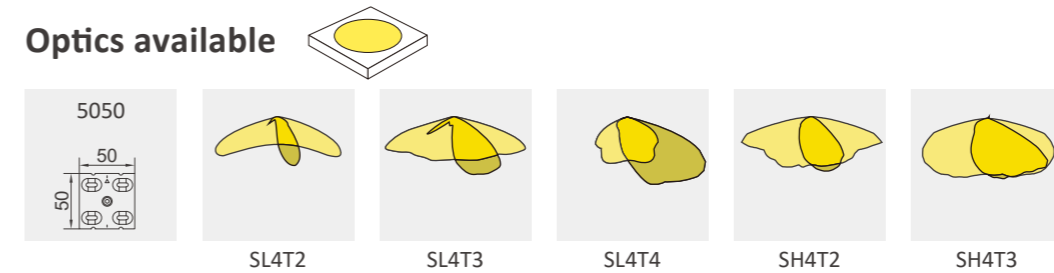
Model	Carton Size(L*W*H)	QTY/Carton	N.W.(kg)	G.W.(kg)
S CLAU V130	605*250*130mm	1	3.2	3.8
M CLAU V130	710*320*130mm	1	5.0	5.8



Details



Optics available



Chip	LED QTY	Lens QTY	Power (W)	Luminaire output flux (lm)	Luminaire efficacy (lm/W)
5050	24	6	20	3000	150
5050	24	6	30	4500	150
5050	24	6	40	6000	150
5050	36	9	50	7500	150
5050	36	9	60	9000	150
5050	36	9	70	10500	150
5050	36	9	80	12000	150
Chip	LED QTY	Lens QTY	Power (W)	Luminaire output flux (lm)	Luminaire efficacy (lm/W)
5050	36	9	80	10500	150
5050	36	9	90	12000	150
5050	48	12	100	15000	150
5050	48	12	120	18000	150

* 5050: LUMILEDS 5050; 3535: CREE XPG3; 3030: LUMILEDS 3030

Lm: This data is tested under normal working condition, the actual data will depends on environment condition, optics/diffuser and CCT.